

Scrambled Sentences

Grade 1 – Languages



Lesson Details

Grade Level:	1	Curriculum Links:	Languages, Science and Technology	Time Needed:	30 minutes
Learning Goal	To gain an understanding about fluency, letter-sound associations, and word recognition by creating sentences from scrambled words related to turtles.				
Success Criteria	By the end of the lesson, students should be able to create a proper sentence structure from the scrambled words and learn information about turtles.				
Specific Expectations	<p><i>Languages – Reading: Understanding Form and Style</i></p> <ul style="list-style-type: none"> Recognize simple organizational patterns in texts of different types and explain, initially with support and direction, how the patterns help readers understand the texts; Sort ideas and information for their writing in a variety of ways, with support and direction. <p><i>Science and Technology – Understanding Life Systems</i></p> <ul style="list-style-type: none"> Investigate and compare the basic needs of humans and other living things, including the need for air, water, food, warmth, and space, using a variety of methods and resources; Investigate and compare the physical characteristics of a variety of plants and animals, including humans; Identify environment as the area in which something or someone exists or lives. 				
Materials Needed	Worksheet (attached), Pencil, Colouring Pencils, Crayons, Markers, Glue, Tape, Scissors.				

Lesson Description

Overview	Students will build word recognition by forming sentences about turtles from scrambled words.
Activity	<ol style="list-style-type: none"> Hand out the attached worksheet to the students and explain what they will do. Students will then independently complete the worksheet. They will do this by first cutting out the words for each sentence, gluing/taping the words in correct order, then finally writing out the sentence with a pencil. Students are welcome to colour the worksheet as well. Optional: Take up the worksheet as a class once complete.
Background Information	<p>Answers for the activity sheet:</p> <p>Page 1: The Turtle is crossing the road.</p> <p>Page 2: The mother turtle lays her eggs.</p> <p>Page 3: The turtle lives in a wetland.</p> <p>Page 4: The turtle basks on the rock.</p>
Blacklist Masters	<ul style="list-style-type: none"> Worksheet (attached) For more information, please visit https://www.turtleguardians.com/sample-page/
Place-Based Learning	Students can then relate their newly gained information to real-world contexts. It is encouraged that students visit a natural area where you might find a turtle to see them in-person.
Inquiry-Based Learning	Using Guided Inquiry , the students will independently work to form the sentences.

Lesson Description

	Ask the students: <ul style="list-style-type: none">• What was something new you learned about turtles?• Where can you find a turtle?• What does a Spotted Turtle look like?
Turtle Stories	After the lesson, have the students ask their family and friends what they know about turtles and/or encourage them to visit a museum or a conservation organization to learn more. Students are encouraged to share their experiences, pictures, and worksheets on the Turtle Stories website, found here: https://www.turtlestories.ca/
Turtle Guardian Program Links	After completing Level 1 (Ontario Turtle Identification) of the Turtle Guardian Program , students can move onto Level 2 (Wetland Watchers). In this level the students learn the importance of protecting, and specifically of how to protect turtle nests. They then can become official nest sitters (when accompanied by an adult) and learn how to build a nest cage protector. For more information, please visit https://www.turtleguardians.com/what-is-a-turtle-guardian/

My Notes

Scrambled Sentences

1. Cut



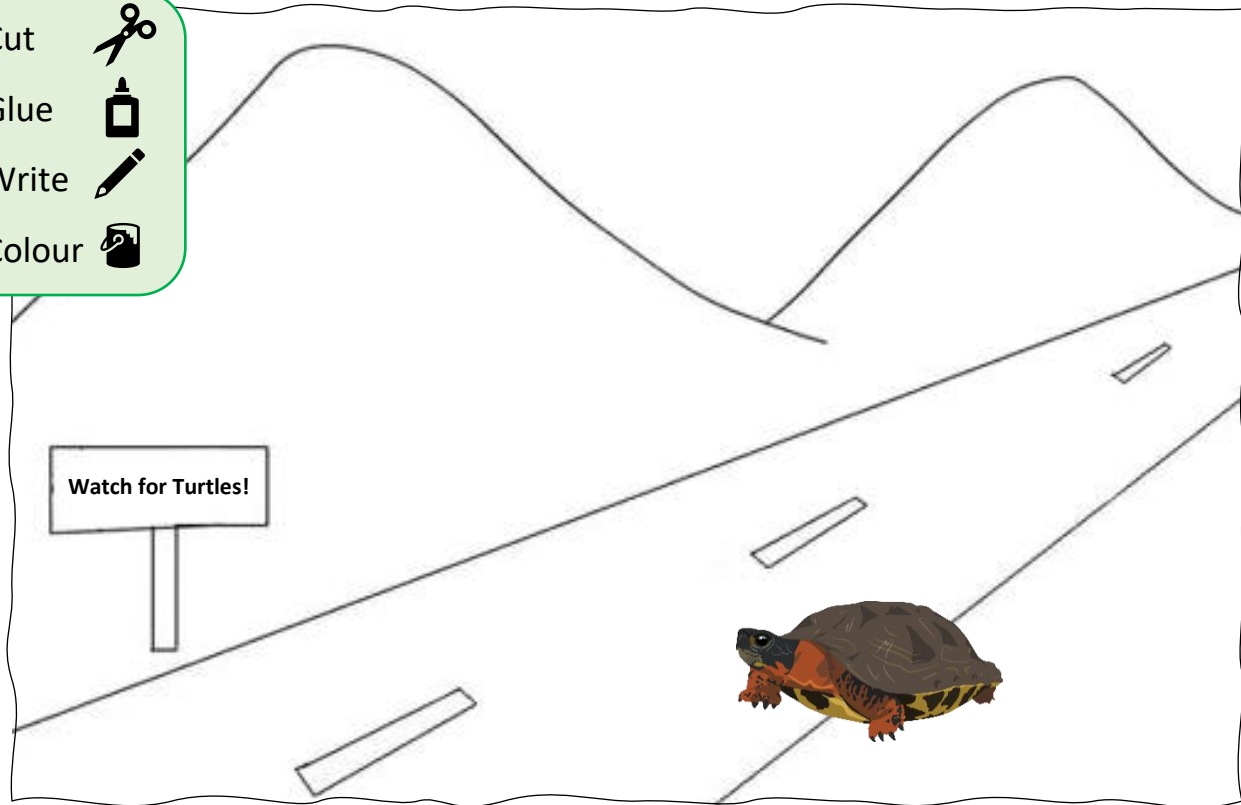
2. Glue



3. Write



4. Colour



Glue the words in the correct order here!

Write the sentence below.

road. crossing The is turtle the

Scrambled Sentences

1. Cut




2. Glue



3. Write



4. Colour



Glue the words in the correct order here!

Write the sentence below.

The lays eggs. her mother turtle

Scrambled Sentences

1. Cut




2. Glue



3. Write



4. Colour



Glue the words in the correct order here!

Write the sentence below.

a wetland. in turtle lives The

Scrambled Sentences

1. Cut




2. Glue



3. Write



4. Colour



Glue the words in the correct order here!

Write the sentence below.

on the turtle rock. The basks